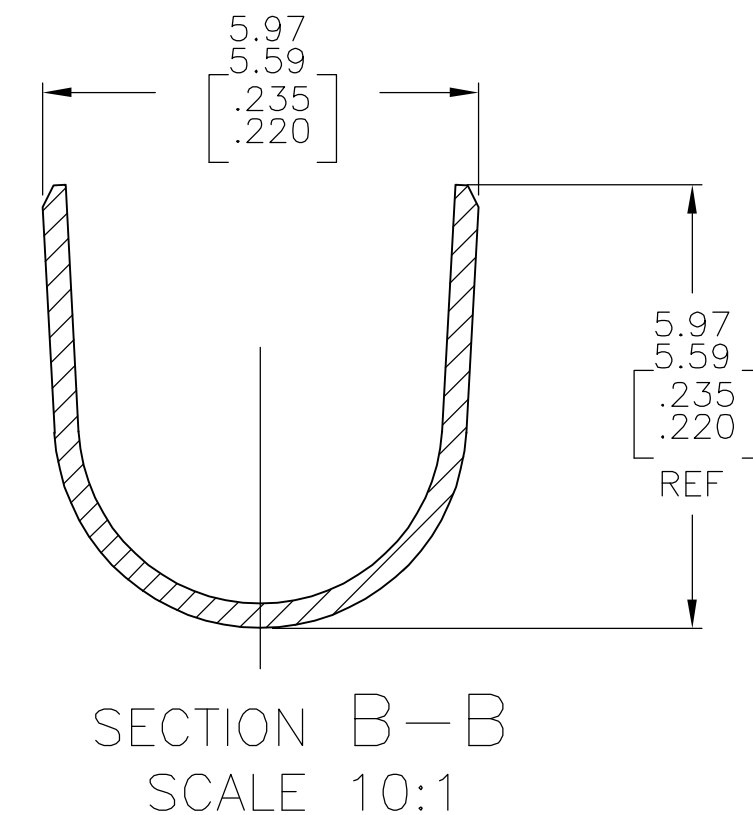
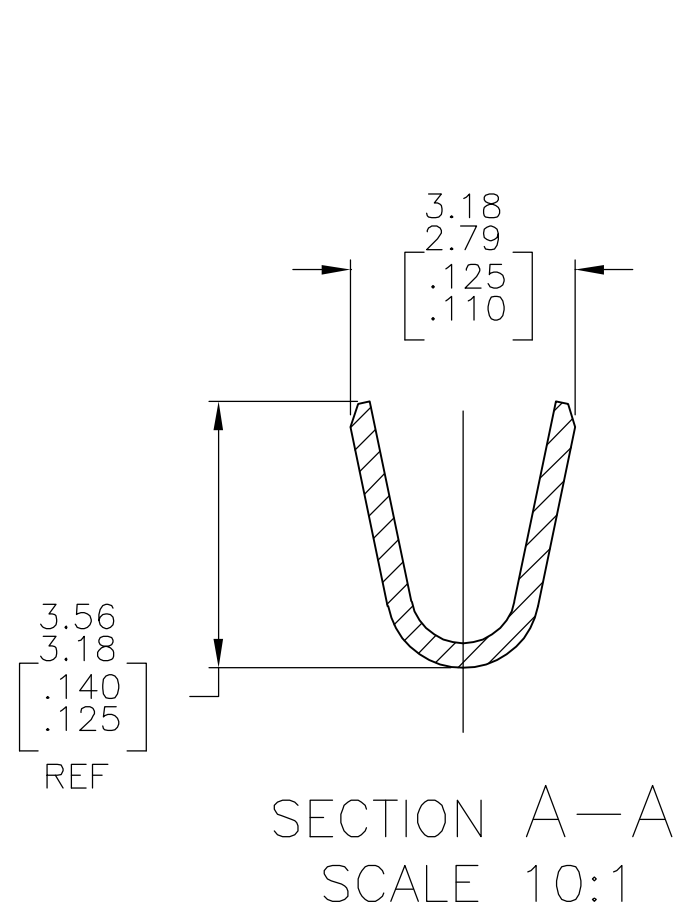
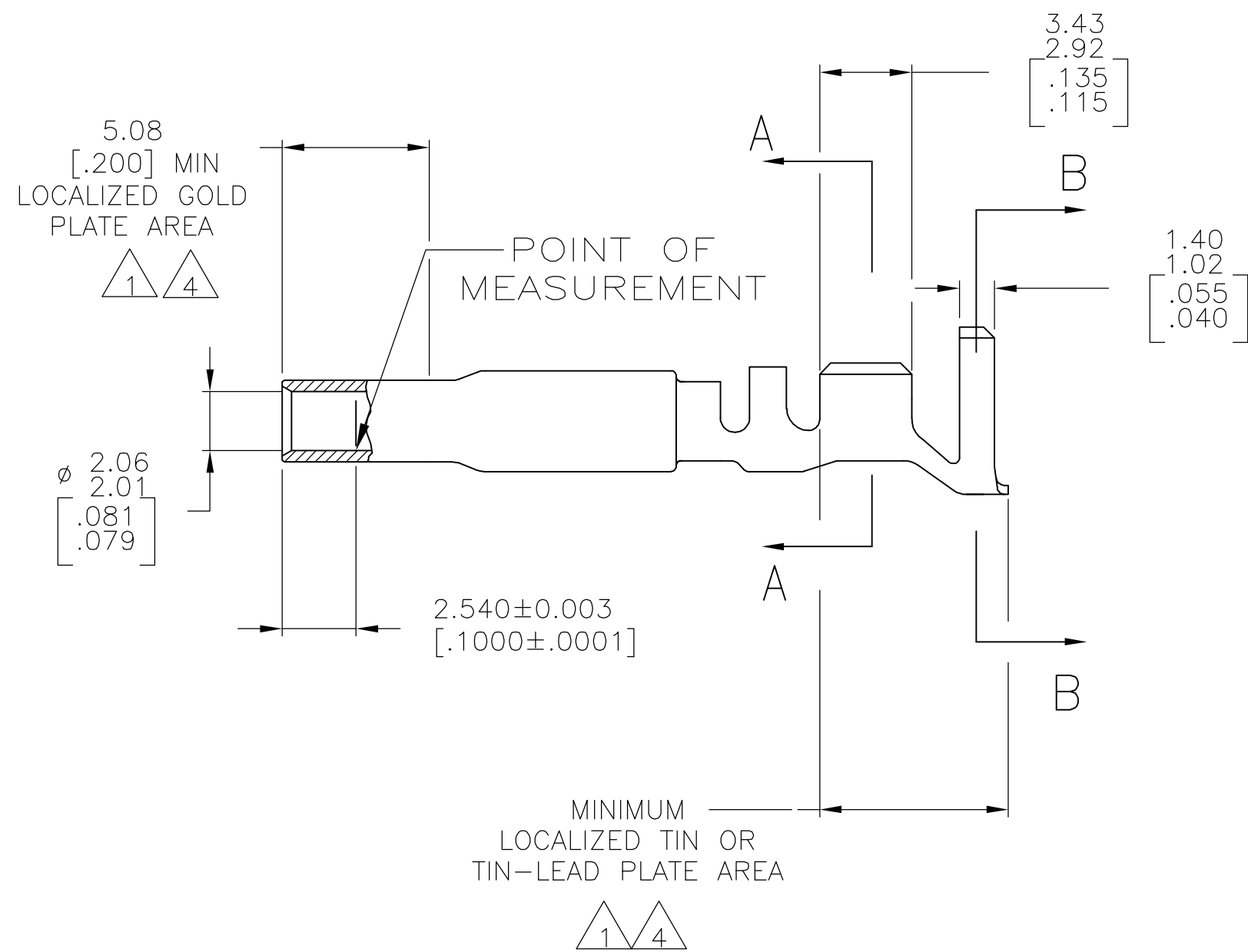
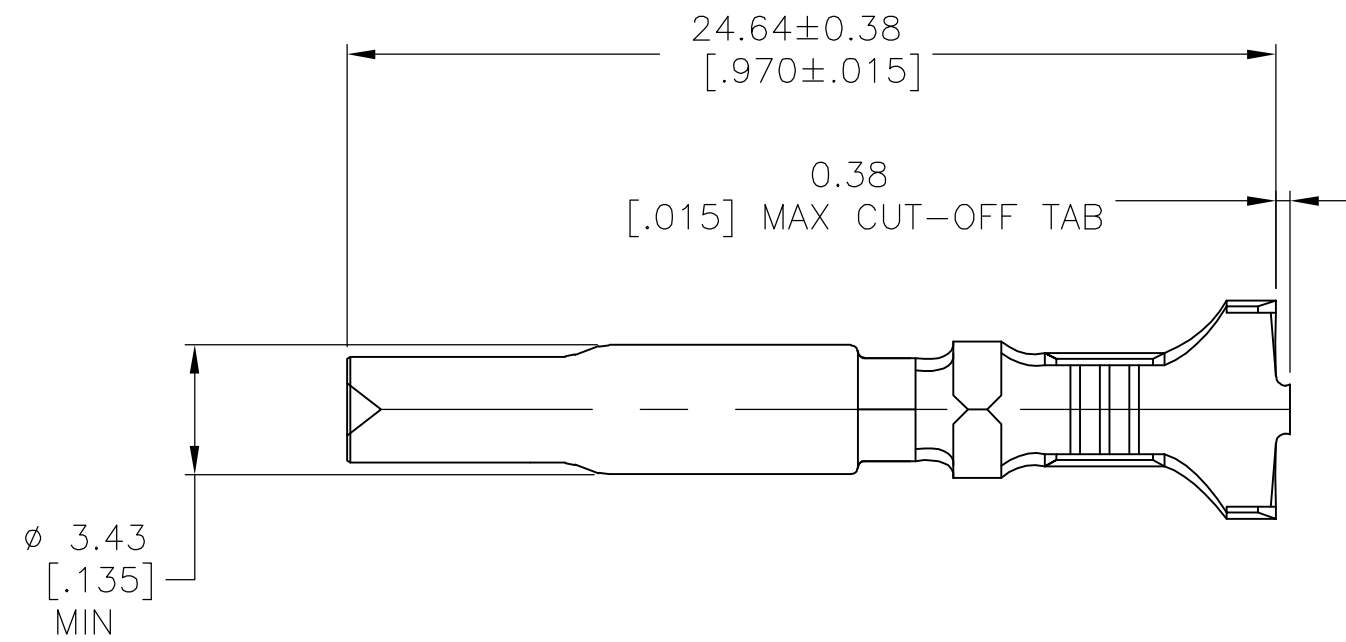


THIS DRAWING IS UNPUBLISHED. RELEASED FOR PUBLICATION
 © COPYRIGHT BY TYCO ELECTRONICS CORPORATION. ALL RIGHTS RESERVED.

LOC	DIST	REVISIONS			
P	LTR	DESCRIPTION	DATE	DWN	APVD
CM	00	E	EC 0G3B 0215 05	23SEP05	BSV RCJ



- 1. 0.00076[.000030] MIN GOLD AT POINT OF MEASUREMENT IN THE LOCALIZED GOLD PLATE AREA, 0.00127[.000050] MIN TIN-LEAD IN TIN-LEAD PLATE AREA, 0.00127[.000050] MIN NICKEL UNDERPLATE ON ENTIRE CONTACT.
- 2. WIRE RANGE: .5-2mm² [20-14 AWG]. INSULATION RANGE: 3.30-5.08[.130-.200] DIA.
- 3. DIMENSIONS IN BRACKETS ARE IN INCHES.
- 4. 0.00076[.000030] MIN GOLD AT POINT OF MEASUREMENT IN THE LOCALIZED GOLD PLATE AREA, 0.00127[.000050] MIN MATTE TIN IN MATTE TIN PLATE AREA, 0.00127[.000050] MIN NICKEL UNDERPLATE ON ENTIRE CONTACT.

FINISH	MATERIAL	PART NUMBER
GOLD $\triangle 4$	0.30[.012] PH BRZ	1-770249-0
GOLD $\triangle 1$	0.30[.012] PH BRZ	770249-4
PRE-TIN	0.30[.012] PH BRZ	770249-3

THIS DRAWING IS A CONTROLLED DOCUMENT.		DWN S. CARPENTER 11AUG03	tyco Electronics Tyco Electronics Corporation Harrisburg, PA 17105-3608	
DIMENSIONS: mm [INCHES]		CHK C. JONES 11AUG03	NAME SOCKET, LOOSE PIECE, UNIVERSAL MATE-N-LOK(TM) II	
TOLERANCES UNLESS OTHERWISE SPECIFIED: 0 PLC ± - 1 PLC ± - 2 PLC ± - 3 PLC ± - 4 PLC ± - ANGLES ± - FINISH		APVD C. JONES 11AUG03	SIZE A2	CAGE CODE 00779
MATERIAL SEE TABLE		PRODUCT SPEC -	DRAWING NO C=770249	RESTRICTED TO -
SEE TABLE		APPLICATION SPEC -	WEIGHT -	SCALE 5:1
		CUSTOMER DRAWING	SHEET 1 of 1	REV E

